



Dear Parent,

We are about to begin our first spelling unit containing five weekly lessons. A set of twenty words will be studied each week.

All the words will be reviewed in the sixth week.

Values based on the Scriptures listed below will be taught in each lesson.

Lesson 1

accent
acid
adapt
aspect
athlete
atlas
banana
banner
batch
California
camera
Canada
cavern
cavity
gram
latch
mass
Montana
panic
planet

Lesson 2

Lesson 3

Lesson 4

Lesson 5

**Remaining Word Lists from this Section
Available in Purchased Copy.**

A Preview

Name _____

Write each word as your teacher says it.

1. _____

2. _____

3. _____

4. _____

5. _____

6. _____

7. _____

8. _____

9. _____


10. _____

11. _____

12. _____

13. _____

14. _____



15. _____

16. _____

17. _____

18. _____

19. _____

20. _____

Scripture

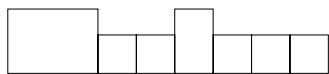
Psalm 71:8

B Word Shapes

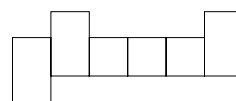
Name _____

Using the word bank below, **write** each word in the correct word shape boxes. Next, in the word shape boxes, **fill in** the boxes containing the letter or letters that spell the sound of /a/ in each word.

1.



11.



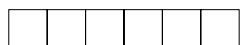
2.



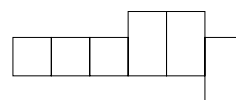
12.



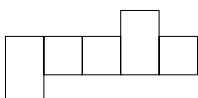
3.




13.



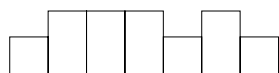
4.



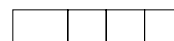
14.




5.



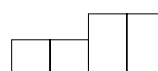
15.



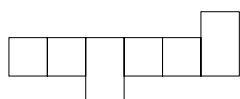
6.



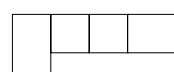
16.



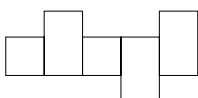
7.



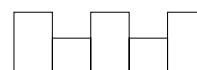
17.



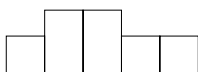
8.



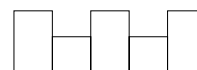
18.



9.



19.



10.



20.



Word Bank

accent

athlete

batch

cavern

mass

acid

atlas

California

cavity

Montana

adapt

banana

camera

gram

panic

aspect

banner

Canada

latch

planet

C Hide and Seek

Name _____

Play Hide and Seek with your words. Fill in a box on the bar graph (left to right) for each word you spell correctly.



D Other Word Forms

Using the words below, follow the instructions given by your teacher.

- | | | | |
|------------|-------------|-----------|-------------|
| accented | athletic | Canadian | masses |
| accentuate | atlases | cavernous | Montanan |
| acidic | bananas | caverns | panicked |
| acids | banners | cavities | panicking |
| adaptable | batches | grams | planetarium |
| adapting | Californian | latched | planets |
| aspects | cameraman | latching | vaster |
| athletes | cameras | massed | vastest |

E Fun Ways to Spell

Initial the box of each activity you finish.

1. 

Create a crossword puzzle with clues.

3. 

Spell your words on tape.

2. 

Spell your words with sign language.

4. 

Bounce a ball as you spell your words.

Scrambled Words

Unscramble each word. Write the unscrambled word on the line. Use capital letters where they are needed.

- | | |
|---------------------|------------------|
| 1. aeehltt _____ | 13. aadpt _____ |
| 2. aamnnot _____ | 14. aaacdn _____ |
| 3. aaabnn _____ | 15. acinp _____ |
| 4. acdi _____ | 16. acepst _____ |
| 5. acity _____ | 17. aelnpt _____ |
| 6. abcht _____ | 18. achlt _____ |
| 7. aacfiilnor _____ | 19. acenrv _____ |
| 8. agmr _____ | 20. aacemr _____ |
| 9. catcne _____ | |
| 10. aalst _____ | |
| 11. amss _____ | |
| 12. abennr _____ | |



Word Clues

Match the spelling words to the clues. You may use a dictionary or thesaurus to help you.

- | | |
|--------------------------------|-----------------------------|
| 1. emphasize, stress _____ | 10. Earth, Mars _____ |
| 2. void, depression _____ | 11. pennant, flag _____ |
| 3. alarm, scare _____ | 12. tropical fruit _____ |
| 4. runner, swimmer _____ | 13. unit of mass _____ |
| 5. cave, hollow _____ | 14. photographic tool _____ |
| 6. appearance, condition _____ | 15. charts, maps _____ |
| 7. quantity, bulk _____ | 16. group, bunch _____ |
| 8. corrosive, erosive _____ | 17. coastal state _____ |
| 9. adjust, accommodate _____ | 18. fasten, secure _____ |

Word Bank

- | | | | | |
|--------|---------|------------|--------|---------|
| accent | athlete | batch | cavern | mass |
| acid | atlas | California | cavity | Montana |
| adapt | banana | camera | gram | panic |
| aspect | banner | Canada | latch | planet |

G Dictation

Name _____

Write each sentence as your teacher dictates. Use correct punctuation.

1. Katelynn

2.

3. Katelynn



H Proofreading


If a word is misspelled, fill in the oval by that word. If all the words are spelled correctly, fill in the oval by **no mistake**.

- | | | |
|--|---|---|
| 1. <input type="radio"/> adapt
<input type="radio"/> acsent
<input type="radio"/> gram
<input type="radio"/> no mistake | 5. <input type="radio"/> panick
<input type="radio"/> Canada
<input type="radio"/> rake
<input type="radio"/> no mistake | 9. <input type="radio"/> lacth
<input type="radio"/> atlas
<input type="radio"/> camera
<input type="radio"/> no mistake |
| 2. <input type="radio"/> camra
<input type="radio"/> latch
<input type="radio"/> banner
<input type="radio"/> no mistake | 6. <input type="radio"/> cavity
<input type="radio"/> planet
<input type="radio"/> love
<input type="radio"/> no mistake | 10. <input type="radio"/> acid
<input type="radio"/> Montana
<input type="radio"/> atlus
<input type="radio"/> no mistake |
| 3. <input type="radio"/> asid
<input type="radio"/> California
<input type="radio"/> batch
<input type="radio"/> no mistake | 7. <input type="radio"/> banana
<input type="radio"/> aspekt
<input type="radio"/> cavern
<input type="radio"/> no mistake | 11. <input type="radio"/> broom
<input type="radio"/> cavirn
<input type="radio"/> accent
<input type="radio"/> no mistake |
| 4. <input type="radio"/> athlete
<input type="radio"/> mass
<input type="radio"/> canada
<input type="radio"/> no mistake | 8. <input type="radio"/> planit
<input type="radio"/> aspect
<input type="radio"/> panic
<input type="radio"/> no mistake | 12. <input type="radio"/> flute
<input type="radio"/> Montanna
<input type="radio"/> look
<input type="radio"/> no mistake |

I Game

Name _____

Go upstairs with Katelynn to her family's apartment. **Move** one step for each word you or your team spells correctly.



Remember: Praise God for His constant presence.

J Journaling

Write in your journal about a time you were by yourself or thought you were. Talk about how you felt and why.

